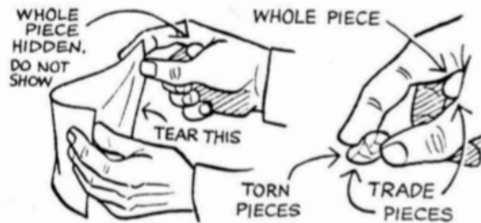


Peculiar Paper Tear

YOU SHOW A 4"x4" SQUARE OF TISSUE PAPER. PROCEED TO TEAR IT INTO SMALL PIECES. NOW ROLL UP THE TORN PIECES INTO A BALL, SQUEEZING IT AS YOU DO SO. WITH A SHOUT OF "PRESTO", UNROLL THE BALL AND THE PIECE OF PAPER IS WHOLE & RESTORED!

BEFORE PRESENTING THIS TRICK, ROLL A DUPLICATE 4"x4" TISSUE INTO A BALL, AND HIDE IT IN YOUR HAND. WHEN DOING THIS STUNT, SIMPLY TRADE PLACES WITH THE TORN PIECES AND THE WHOLE PIECES, WHILE YOU ARE GOING THRU THE SQUEEZING MOTION.



A Real Cut Up

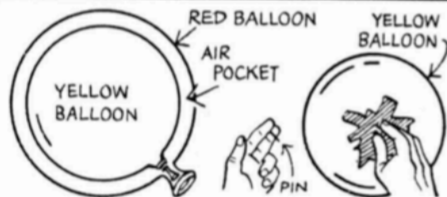
YOU HAVE, BEFOREHAND, HUNG A CUP ON A LENGTH OF STRING. ASK SOMEONE TO HOLD THE STRING. ANNOUNCE THAT YOU WILL CUT THE STRING, YET THE CUP WILL NOT CRASH TO THE FLOOR, BUT WILL REMAIN SUSPENDED IN AIR! THE SECRET: SIMPLY MAKE A LOOP IN THE STRING. THEN CUT THE STRING WITHIN THE LOOP.



Bloody Puzzler

ASK SOMEONE TO HOLD A RULER IN ONE HAND, AND A PENCIL IN THE OTHER. AS YOUR BACK IS TURNED, REQUEST THAT HE HOLD JUST ONE OF THE OBJECTS HIGH OVER HIS HEAD. AFTER A FEW MINUTES, TELL HIM TO PLACE BOTH OBJECTS ON THE TABLE, STILL HOLDING THEM.

TURNING AROUND, YOU NOW TELL HIM WHICH OBJECT HE HELD ALOFT! THE SECRET IS IN THE PERSON'S HANDS. THE HAND THAT WAS RAISED WILL BE PALER THAN THE OTHER AND THE VEINS SMALLER DUE TO THE BLOOD LEAVING IT AS IT WAS RAISED!



Blooie Balloons


A RED BALLOON IS SHOWN. IN A FLASH, A LOUD REPORT IS HEARD, AND THE RED BALLOON CHANGES TO YELLOW!

PREPARE THIS TRICK BY STUFFING A YELLOW BALLOON INSIDE A RED ONE. BLOW UP THE INNER YELLOW BALLOON, THE RED ONE WILL SWELL UP WITH IT. TIE THE NECK OF THE YELLOW BALLOON WITH A RUBBER BAND. NOW BLOW MORE AIR INTO THE RED ONE TO CAUSE AN AIR POCKET BETWEEN THE BALLOONS. HOLDING THE RED BALLOON ALOFT, PRICK IT WITH A SECRETLY HELD PIN. THE RED ONE WILL BURST AND THE YELLOW BALLOON REMAINS!



Multiplying Coins

YOU PLACE 4 COINS ON THE TABLE. YOU NOW TELL YOUR FRIENDS THAT YOU CAN, WITH YOUR MYSTERIOUS POWERS, CAUSE THE 4 COINS TO CONVERT INTO 5! SECRETLY, YOU HAVE ATTACHED A COIN (WITH A DAB OF SOAP) TO THE UNDERSIDE OF THE TABLE. BRUSH THE COINS INTO YOUR CUPPED LEFT HAND AND AT THE SAME TIME RELEASE THE HIDDEN COIN. IMMEDIATELY MAKE A FIST AROUND THE COINS. ASK SOMEONE TO TOUCH YOUR FIST, THEN OPEN YOUR HAND, AND BEHOLD.... THERE ARE FIVE COINS!



Balanced on Ashes

LIGHT A CANDLE. AFTER A FEW SECONDS, BLOW IT OUT. YOU NOW PRODUCE A SOFT-RUBBER BALL AND ANNOUNCE THAT YOU ARE GOING TO BALANCE IT ON THE BURNED WICK! AN IMPOSSIBLE FEAT, YOUR AUDIENCE WILL SAY! - BEFOREHAND, YOU HAVE INSERTED A LONG NEEDLE ALONG SIDE THE WICK. THIS IS KEPT FROM VIEW. AS SOON AS YOU EXTINGUISH THE CANDLE, PUSH THE BALL ON TO THE NEEDLE. IT WILL LOOK AS IF THE BALL IS BALANCED ON THE BURNED WICK.