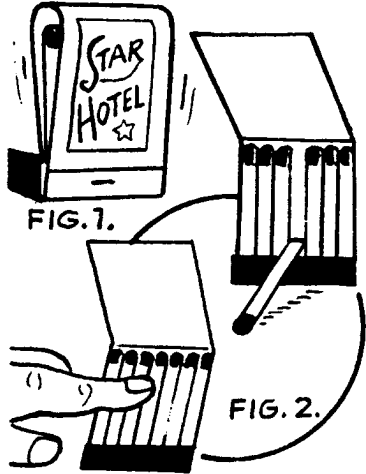


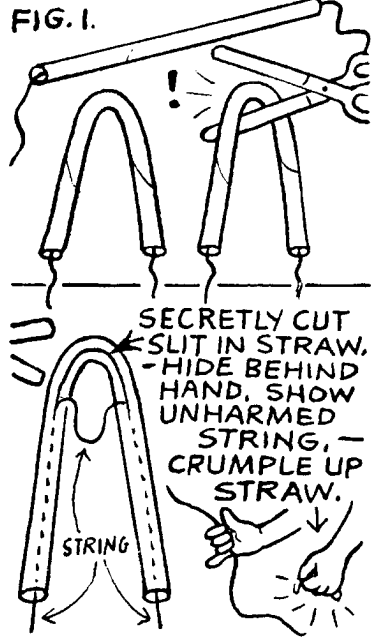
# BALANCING THE BOOKS

PRODUCE A MATCH BOOK AND TELL YOUR AUDIENCE THAT YOU CAN CAUSE THE MATCH BOOK TO STAND ON END, UPRIGHT! SIMPLY BEND DOWN A MIDDLE MATCH (FIG. 1) FOLLOW DIRECTIONS SHOWN HERE. NEVER SHOW BACK OF BOOK. WHEN FINISHED, PUSH MATCH BACK IN PLACE. (FIG. 2.)





# THE LAST STRAW OF TRICKS

THREAD A LENGTH OF STRING THROUGH A PAPER STRAW. BEND THE STRAW-THEN CUT THE STRAW (FIG. 1.) THE STRING WILL REMAIN UNHURT! FOLLOW THE DIRECTIONS SHOWN BELOW & YOU CAN DO THIS TRICK!



# YOU'LL GET A RISE OUT OF THIS

FOLLOW THE DIRECTIONS AS SHOWN HERE AND YOU WILL BE ABLE TO CAUSE A CARD TO RISE FROM THE DECK OUT OF THE CARD BOX.




ATTACH BLACK THREAD TO BUTTON ON BLOUSE. WEAR DARK CLOTHING. IN ORDER TO MAKE CARD RISE, PUSH DECK FORWARD... THREAD WILL STRAIGHTEN OUT AND PUSH CARD UPWARD!

# APPEARING & DISAPPEARING RUBBER BANDS!

WRAP A RUBBER BAND AROUND THE TIPS OF BOTH YOUR MIDDLE FINGERS (FIG. 1). - ON THE EDGE OF A TABLE, SHOW THESE TWO FINGERS (FIG. 2.)

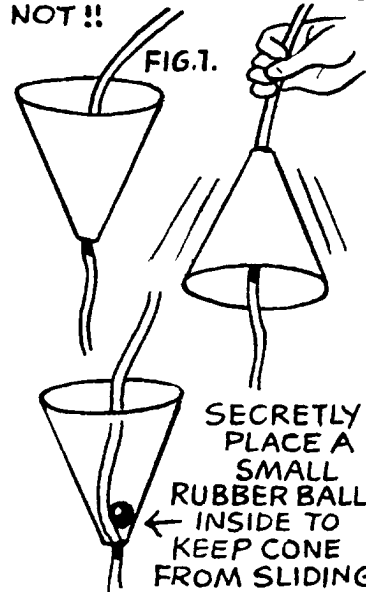
PLACE BOTH HANDS UNDER THE TABLE EDGE (FIG. 3) - THEN SHOW BOTH INDEX FINGERS AND SAY, "THE RUBBER BANDS HAVE DISAPPEARED!" (FIG. 4.)

PLACE BOTH HANDS UNDER THE TABLE AGAIN, THEN SHOW BOTH MIDDLE FINGERS - WITH A SURPRISED LOOK ON YOUR FACE, DECLARE "THE RUBBER BANDS HAVE REAPPEARED!"



# The CONEHEADS LOVE THIS ONE!

WITH SOME CONSTRUCTION PAPER, MAKE A LARGE CONE (FIG. 1). PLACE A ROPE THROUGH IT AS SHOWN. NOW ANNOUNCE THAT YOU WILL TURN THE CONE UPSIDE DOWN AS YOU HOLD THE ROPE. - YOU DECLARE THAT THE CONE WILL NOT FALL TO THE FLOOR.. AND IT DOES NOT !!



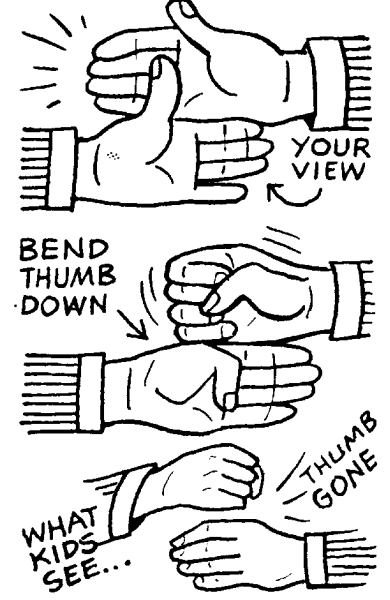
# NOSEY COINS!

CHOOSE A BOY, IN THE AUDIENCE, TO ASSIST YOU WITH A TRICK (ONE WITHOUT A COLD). ASK HIM TO HOLD A BOX, YOU GIVE HIM, AT ABOUT CHEST HIGH - IN YOUR HAND, YOU HAVE HIDDEN A FEW COINS. GRASP THE BOY'S NOSE WITH THIS HAND - RELEASE THE COINS AND LET THEM CLATTER INTO THE BOX - YOUR AUDIENCE WILL LOVE THIS! SO WILL THE BOY WHEN YOU ALLOW HIM TO KEEP THE COINS!



# THUMB FUN

HERE'S A LITTLE STUNT YOU CAN PULL ON THE YOUNGSTERS IN YOUR AUDIENCE - TELL THEM THAT YOU ARE GOING TO DECAPITATE YOUR THUMB BECAUSE IT ALWAYS WANTS TO "THUMB YOUR NOSE AT PEOPLE" WHICH ISN'T A VERY NICE THING TO DO!



# SPOOKY HALLOWEEN TRICK

FIND YOURSELF, OR MAKE, A LITTLE BOX, WITH A COVER. CUT A ROUND HOLE IN THE BOTTOM (FIG. 1). PLACE SOME COTTON IN THE BOX AND MAKE A HOLE IN THE COTTON (FIG. 2). NOW YOU ARE READY TO SCARE YOUR FRIENDS !!

TO PERFORM THIS MISCHIEF, STICK YOUR MIDDLE FINGER THRU THE HOLES AND LAY IT DOWN ON THE COTTON (FIG. 3.) PUT THE COVER ON. ASK SOMEONE TO LIFT OFF THE COVER TO SEE "WHAT YOU FOUND AT THE SCENE OF AN ACCIDENT." POWDER YOUR FINGER FOR AN EERIE EFFECT...

