



THE MAGICIAN

PRESENTATIONS FOR:

**SHOWS • MEETINGS
BANQUETS • PARTIES!**

OPENINGS • CONVENTIONS
PROMOTIONS • SCHOOLS
CHURCHES • BIRTHDAYS

For fees and dates please contact:

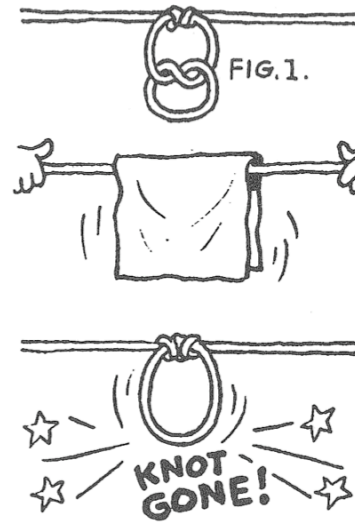
Brian Richards
(763) 656-3662
www.4acefamily.com



COMPILED FOR YOU BY
Brian Richards
THE MAGICIAN

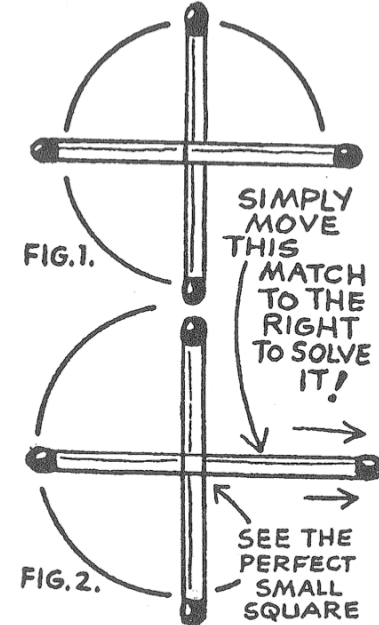
KNOTS TO YOU!

MAKE TWO KNOTS IN A ROPE AS SHOWN IN FIG. 1. -TWO PEOPLE HOLD THE ENDS OF THE ROPE. COVER THE KNOTS WITH A HANKERCHIEF REACH UNDER THE HAN-KY, SAYING, "HOCUS-POCUS" WHILE YOU WORK UP THE LOWER KNOT TIGHT UP AGAINST THE TOPMOST KNOT NOW, REMOVE THE HAN-KY- SHOWING THE LOWER KNOT IS GONE !!!




THIS BRINGS YOU TO SQUARE ONE

ASK SOMEONE IF THEY CAN MAKE A PERFECT SQUARE BY MOVING JUST ONE OF THE MATCHES IN THIS DESIGN. THEY WILL TRY AND THEN SAY "IT IS IMPOSSIBLE! IT CANNOT BE DONE!" TO YOU IT IS EASY BECAUSE YOU KNOW HOW IT IS DONE!



PAPER CUP STANDS ALONE

A PAPER CUP & AND A PLAYING CARD ARE SHOWN. YOU SAY YOU WILL BALANCE THE CUP ON THE EDGE OF THE CARD! YOU THEN PROCEED TO DO SO! BY FOLLOWING THE DIRECTIONS SHOWN HERE, YOU, TOO, WILL BE ABLE TO DO THIS STUNT!



REMOVE THE TOP OF A CEREAL BOX- CUT A NEAT HOLE IN THE BACK. - WITH LIGHT CARDBOARD, MAKE A TRIANGLE-SHAPED "SECRET" BOX (FIG. 1.) PASTE, OR SCOTCH TAPE, THE "SECRET" BOX OVER THE HOLE IN THE CEREAL BOX (FIG. 2.)

WHEN YOU DO THIS TRICK, SHOW THE EMPTY BOX. WITH YOUR HAND, HIDE THE "SECRET" BOX IN THE MANNER SHOWN. NOW HOLD THE CEREAL BOX IN AN UPRIGHT POSITION. REACH INTO THE "SECRET" BOX AND PRODUCE THE OBJECTS YOU HAVE PREVIOUSLY PLACED THERE. •NEVER SHOW THE BACK OF THE CEREAL BOX!

EMPTY BOX IS SHOWN TO CONTAIN OBJECTS!!

